

Science, Technology and Research (S.T.A.R.) Early College High School is a NYC Department of Education public school partnered with Brooklyn College and located on the Erasmus Hall Campus in Flatbush, Brooklyn. S.T.A.R. was founded in 2003 as a high school and then added a middle school in 2007. By 2009, S.T.A.R. was serving students in the entire 6th through 12th grade spectrum. S.T.A.R. includes a college preparatory curriculum beginning in middle school and culminates with college course-taking in high school.

S.T.A.R. Fast Facts¹

Year founded: 2003	Geographic district: 17
Principal: Eric Blake	School number: 543
Grades served: 6-12	Admission code: K14A
Total enrollment: 526	Phone: (718) 564-2540
Partner college: Brooklyn College	Address: 911 Flatbush Ave. Brooklyn, NY 11226
S.T.A.R. Website: http://www.starec.org/	

Student Characteristics: 2015-16 Academic Year

Gender		Other student characteristics	
Female	48%	Eligible for Free or Reduced Price Lunch	78%
Male	52%	English Language Learners	0%
Race/Ethnicity		Students with an Individual Education Plan	6%
Asian	4%		
Black	85%		
Hispanic	8%		
White	1%		
Native Am.	1%		
Other	1%		

Academic Outcomes in High School: 2012-2015 Graduating Cohorts

Figure 1. S.T.A.R. graduation rate vs. citywide high school graduation rate²

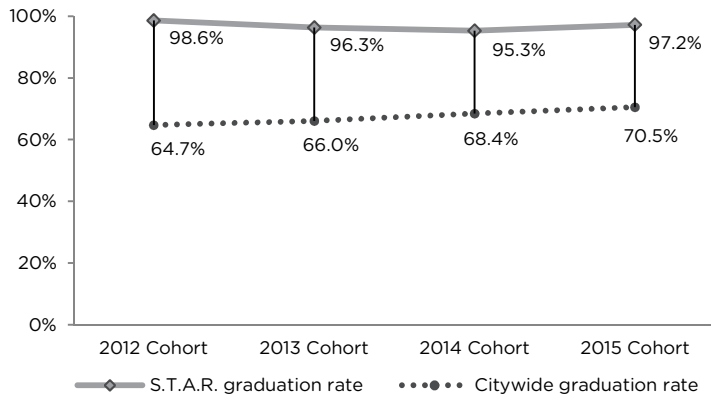
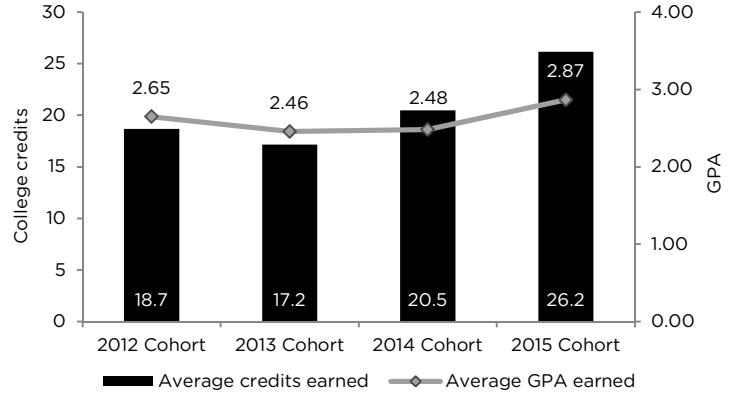


Figure 2. Average college GPA and college credits of graduates



Postsecondary Enrollment and Outcomes: 2011-2015 Graduating Cohorts

Figure 3. S.T.A.R. graduates vs. citywide college 6-month enrollment rate^{2,4}

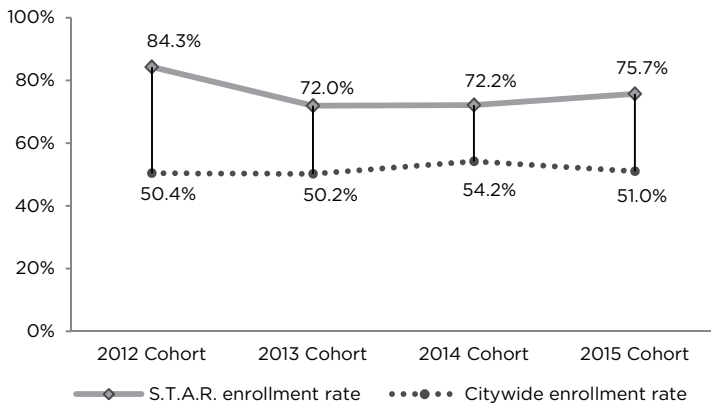
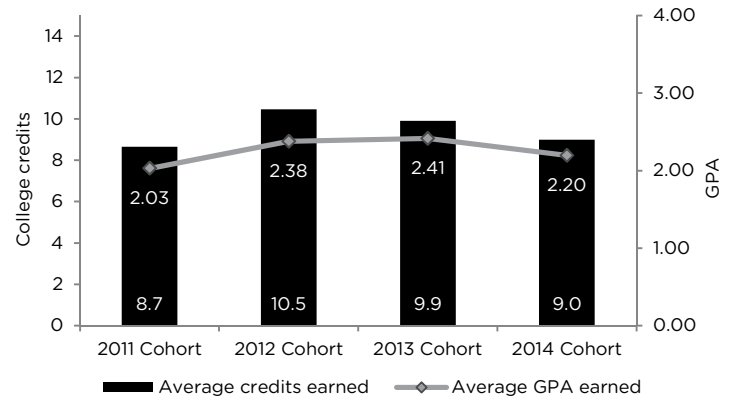


Figure 4. S.T.A.R. graduates' average Fall semester college GPA and credits^{3,5}



¹Fast facts obtained from: <http://schools.nyc.gov/SchoolPortals/17/K543/default.htm>

² Graduation rates and citywide college enrollment rates obtained from NYC Progress Reports available online at: <http://schools.nyc.gov/accountability>.

³ Post-high school Fall 2015 college data were unavailable at the time of publication.

⁴ S.T.A.R. enrollment rate may differ from NYC Progress Report rate due to the latter's inclusion of public service and vocational school enrollments.

⁵ Data gathered from students who attended CUNY colleges in the Fall semester following graduation from high school.