

Brooklyn College Academy (BCA) is a small comprehensive 9th through 12th grade Early College High School established in 1986 by the NYC Board of Education in collaboration with the City University of New York. While at BCA, students receive a college preparatory curriculum and a strong guidance support system, including advisory, counseling, and parental involvement. Teachers at BCA meet regularly with students for individual progress updates and inform parents of the same in writing. Parent Teacher Association and Executive Board meetings are regularly scheduled throughout the year, as are School Leadership Team meetings.

BCA Fast Facts¹

Year founded: 1986
Principal: Nicholas Mazzarella
Grades served: 9-12
Current enrollment: 596
Partner college: Brooklyn College
BCA website: <http://www.brooklyncollegeacademy.com/>

Geographic district: 15
School number: 555
Admission code: K84X
Phone: (718) 853-6184
Address: 350 Coney Island Ave.
 Brooklyn, NY 11218

Student Characteristics: 2016-17 Academic Year

Gender		Other student characteristics	
Female	66%	English Language Learners	0%
Male	34%	Students with an Individual Education Plan	9%
Race/Ethnicity			
Asian	8%		
Black	68%		
Hispanic	11%		
White	6%		
Native Am.	1%		
Other	6%		

Academic Outcomes in High School: 2013-2016 Graduating Cohorts

Figure 1. BCA graduation rate vs. citywide high school graduation rate²

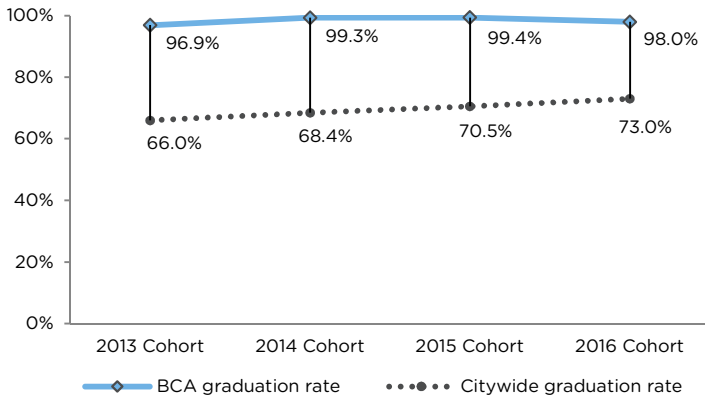
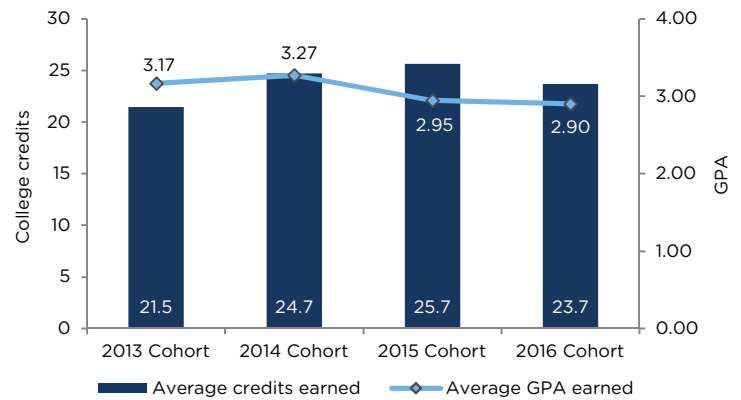


Figure 2. Average college GPA and college credits of graduates



Postsecondary Enrollment and Outcomes: 2013-2016 Graduating Cohorts

Figure 3. BCA graduates vs. citywide college 6-month enrollment rate^{2,3,4}

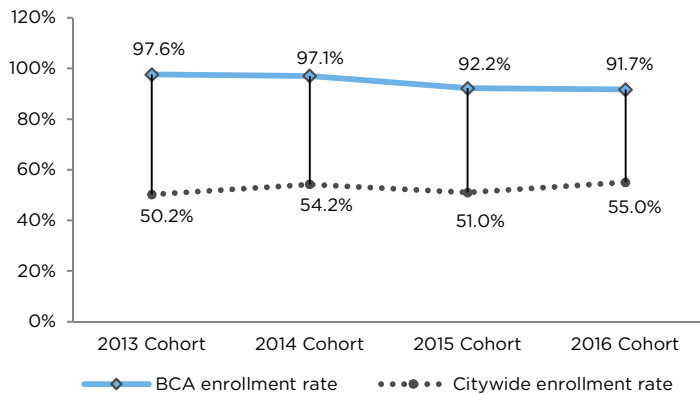
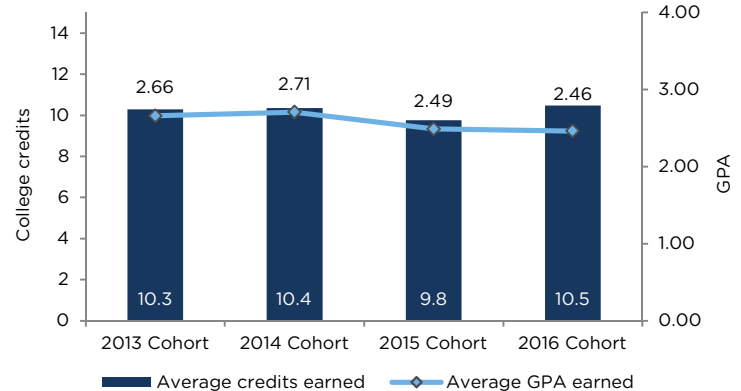


Figure 4. BCA graduates' average Fall semester college GPA and credits⁵



¹Fast facts obtained from: <http://schools.nyc.gov/SchoolPortals/15/K555/default.htm>.

²Citywide graduation and college enrollment rates obtained from NYC School Quality Reports available online at: <http://schools.nyc.gov/accountability>.

³BCA enrollment rate may differ from NYC School Quality Report rate due to the latter's inclusion of public service and vocational school enrollments.

⁴Enrollment rate calculated using both CUNYFirst data as well as National Student Clearinghouse (NSCH) data.

⁵Data gathered only from students who attended CUNY colleges (i.e., not NSCH data) in the Fall semester following graduation from high school.