

City College Academy of the Arts (CCAA) is a 6-12 early college school. With City College of New York and the Early College Initiative, our primary partners, we have designed a learning community that is supportive and safe, as well as, rigorous and challenging. CCAA students graduate with as much as two years of college credit. The arts are the conduit through which students develop the skills to become problem-solvers, critical thinkers and analytical learners. CCAA is committed to ensuring that our students succeed not only in college but as valued members of their families and community.

CCAA Fast Facts¹

Year founded: 2003	Geographic district: 06
Principal: Burnedette Drysdale	School number: 293
Grades served: 6-12	Admission code: M06A
Current enrollment: 609	Phone: (212) 567-3164
Partner college: City College of New York	Address: 4600 Broadway New York, NY 10040
CCAA website: http://schools.nyc.gov/SchoolPortals/06/M293/default.htm	

Student Characteristics: 2016-17 Academic Year

Gender		Other student characteristics	
Female	55%	English Language Learners	5%
Male	45%	Students with an Individual Education Plan	16%
Race/Ethnicity			
Asian	1%		
Black	4%		
Hispanic	93%		
White	3%		
Native Am.	0%		
Other	0%		

Academic Outcomes in High School: 2013-2016 Graduating Cohorts

Figure 1. CCAA graduation rate vs. citywide high school graduation rate²

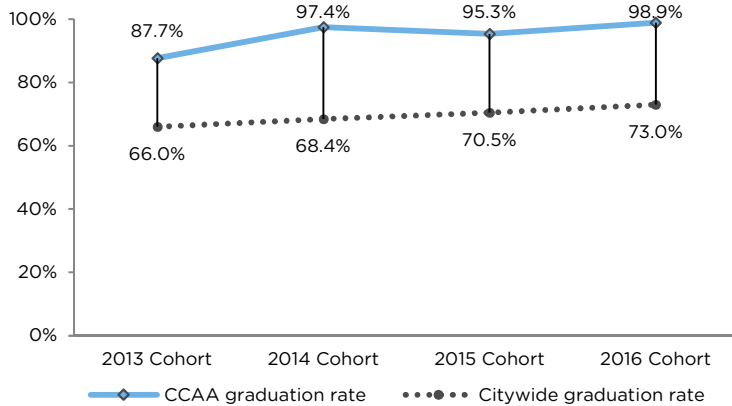
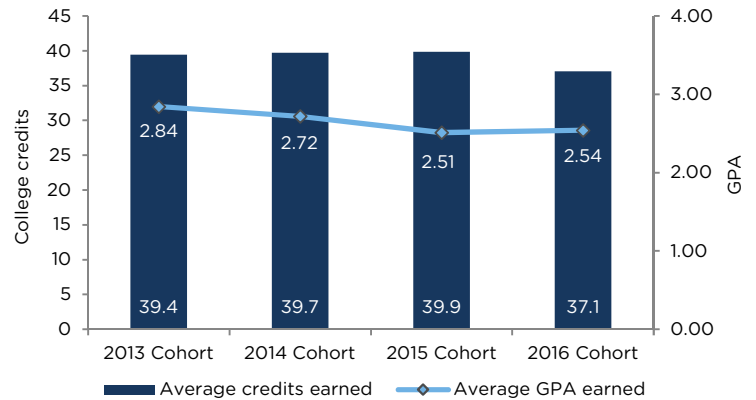


Figure 2. Average college GPA and college credits of graduates



Postsecondary Enrollment and Outcomes: 2013-2016 Graduating Cohorts

Figure 3. CCAA graduates vs. citywide college 6-month enrollment rate^{2,3,4}

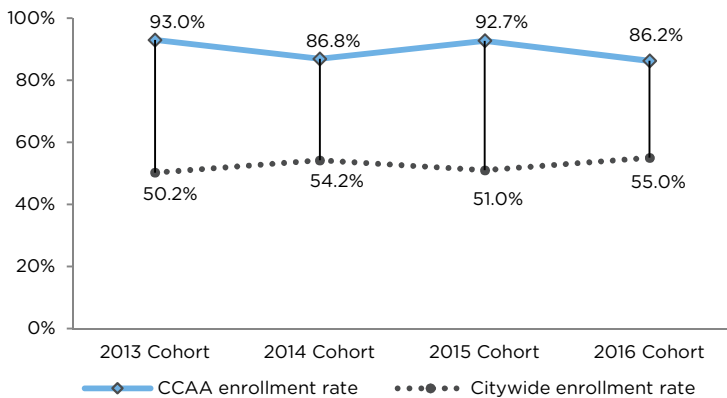
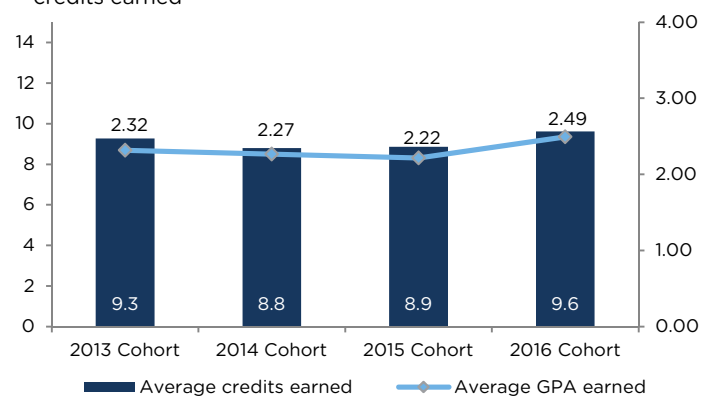


Figure 4. CCAA graduates' average Fall semester college credits earned⁵



¹Fast facts obtained from: <http://schools.nyc.gov/SchoolPortals/06/M293/default.htm>.

²Citywide graduation and college enrollment rates obtained from NYC School Quality Reports available online at: <http://schools.nyc.gov/accountability>.

³CCAA enrollment rate may differ from NYC School Quality Report rate due to the latter's inclusion of public service and vocational school enrollments.

⁴Enrollment rate calculated using both CUNYFirst data as well as National Student Clearinghouse (NSCH) data.

⁵Data gathered only from students who attended CUNY colleges (i.e., not NSCH data) in the Fall semester following graduation from high school.