

City Polytechnic High School of Engineering, Architecture, and Technology (City Poly) is a NYC Department of Education (DOE) public school located in Brooklyn, New York and is partnered with New York City College of Technology. Typical City Poly students spend their first three years engaged in high school and college preparatory work and their fourth year at New York City College of Technology taking a mix of high school and college courses.

City Poly Fast Facts¹

Year founded: 2009	Geographic district: 13
Principal: Judie Hartmann	School number: 674
Grades served: 9-13*	Admission code: L59A
Total enrollment: 451	Phone: (718) 875-1473
Partner college: New York City College of Technology	Address: 105 Tech Place Brooklyn, NY 11201
City Poly website: http://www.citypolyhs.org/	

*City Poly will be adding a grade 14 in future years.

Student Characteristics: 2016-17 Academic Year

Gender		Other student characteristics	
Female	21%	English Language Learners	1%
Male	79%	Students with an Individual Education Plan	19%
Race/Ethnicity			
Asian	6%		
Black	71%		
Hispanic	18%		
White	3%		
Native Am.	2%		
Other	0%		

Academic Outcomes in High School: 2013-2016 Graduating Cohorts

Figure 1. City Poly graduation rate vs. citywide high school graduation rate²

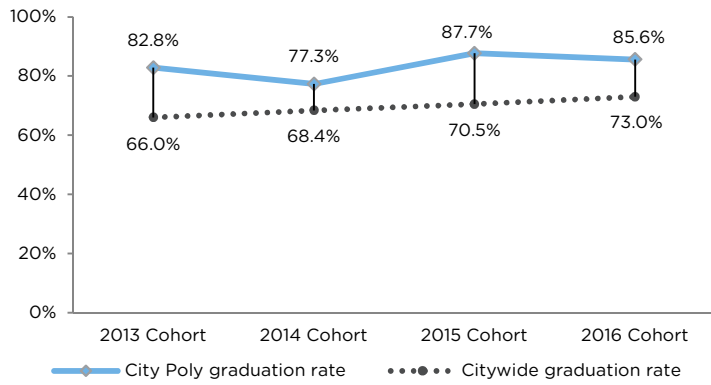
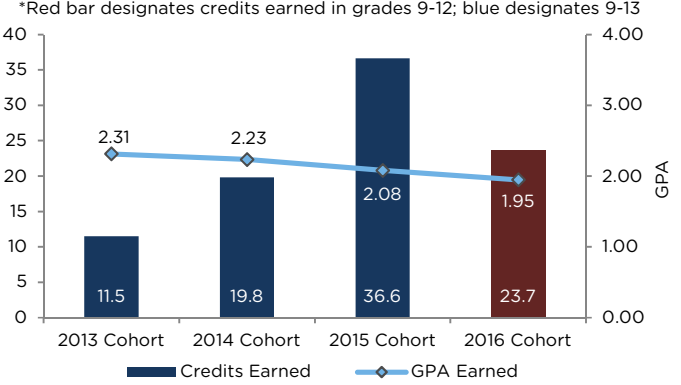


Figure 2. Average college GPA and college credits of graduates^{3*}



Postsecondary Enrollment and Outcomes: 2013-2016 Graduating Cohorts

Figure 3. City Poly graduates vs. citywide college 6-month enrollment rate^{2,4,5}

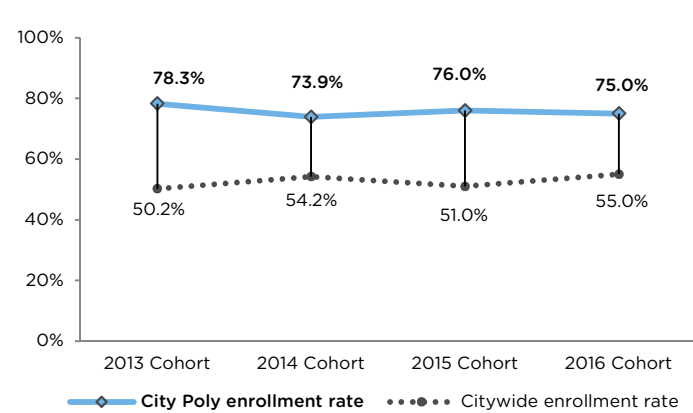
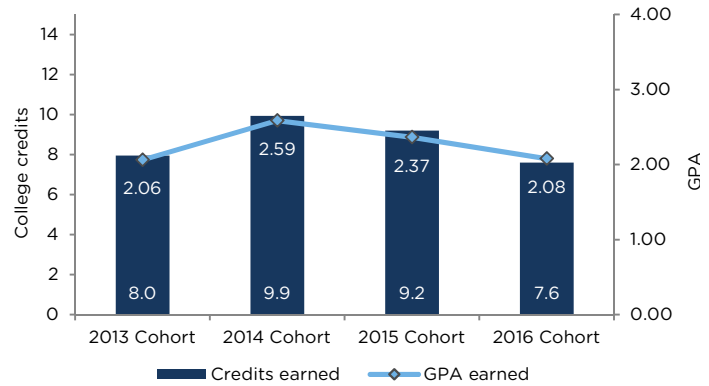


Figure 4. City Poly graduates' average Fall semester college GPA and credits⁶



¹ Fast facts obtained from: <http://schools.nyc.gov/SchoolPortals/13/K674/default.htm>.

² Citywide graduation and college enrollment rates obtained from NYC School Quality Reports available online at: <http://schools.nyc.gov/accountability>.

³ 2016 Cohort features a 'drop' in credits accumulated compared to 2015 Cohort due to the former having 5 years to accumulate credits and the latter only 4.

⁴ City Poly enrollment rate may differ from NYC School Quality Report rate due to the latter's inclusion of public service and vocational school enrollments.

⁵ Enrollment rate calculated using both CUNYFirst data as well as National Student Clearinghouse (NSCH) data.

⁶ Data gathered only from students who attended CUNY colleges (i.e., not NSCH data) in the Fall semester following graduation from high school.