

Queens School of Inquiry (QSI) is a NYC Department of Education public school located in Flushing, Queens and works in partnership with Queens College. QSI serves students in grades 6 through 12 and offers a college preparatory curriculum beginning in middle school and culminates with college course-taking in high school. QSI engages in an inquiry-based approach to learning which encourages students to ask questions in order to facilitate their own learning. Students at QSI take college courses in a variety of disciplines.

**QSI Fast Facts<sup>1</sup>**

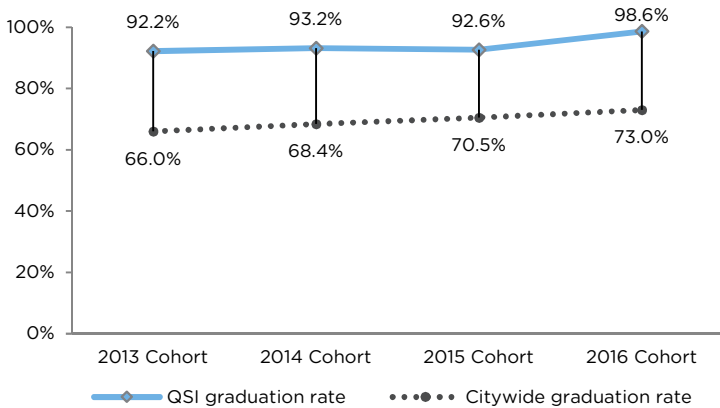
<b>Year founded:</b> 2005	<b>Geographic district:</b> 25
<b>Principal:</b> Meredith Inbal	<b>School number:</b> 252
<b>Grades served:</b> 6-12	<b>Admission code:</b> Q77A
<b>Current enrollment:</b> 553	<b>Phone:</b> (718) 380-6929
<b>Partner college:</b> Queens College	<b>Address:</b> 158-40 76th Road Queens, NY 11366
<b>QSI website:</b> www.queensinquiry.com	

**Student Characteristics: 2016-17 Academic Year**

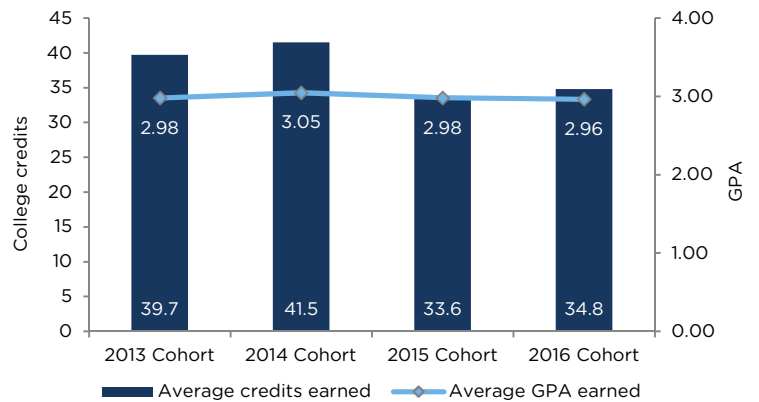
Gender		Other student characteristics	
Female	47%	English Language Learners	4%
Male	53%	Students with an Individual Education Plan	15%
Race/Ethnicity			
Asian	40%		
Black	16%		
Hispanic	25%		
White	17%		
Native Am.	0%		
Other	2%		

**Academic Outcomes in High School: 2013-2016 Graduating Cohorts**

**Figure 1.** QSI graduation rate vs. citywide high school graduation rate<sup>2</sup>

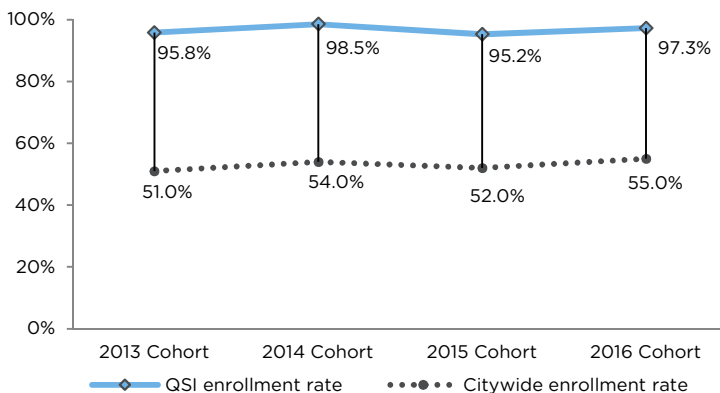


**Figure 2.** Average college GPA and college credits of graduates

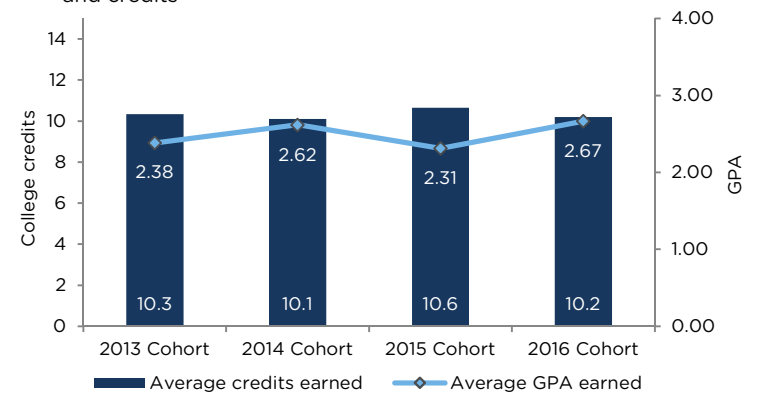


**Postsecondary Enrollment and Outcomes: 2013-2016 Graduating Cohorts**

**Figure 3.** QSI graduates vs. citywide college 6-month enrollment rate<sup>2,3,4</sup>



**Figure 4.** QSI graduates' average Fall semester college GPA and credits<sup>5</sup>



<sup>1</sup> Fast facts obtained from: <http://schools.nyc.gov/SchoolPortals/25/Q252/default.htm>

<sup>2</sup> Citywide graduation and college enrollment rates obtained from NYC School Quality Reports available online at: <http://schools.nyc.gov/accountability>.

<sup>3</sup> QSI enrollment rate may differ from NYC School Quality Report rate due to the latter's inclusion of public service and vocational school enrollments.

<sup>4</sup> Enrollment rate calculated using both CUNYFirst data as well as National Student Clearinghouse (NSCH) data.

<sup>5</sup> Data gathered only from students who attended CUNY colleges (i.e., not NSCH data) in the Fall semester following graduation from high school.