

Science, Technology and Research (S.T.A.R.) Early College High School is a NYC Department of Education public school partnered with Brooklyn College and located on the Erasmus Hall Campus in Flatbush, Brooklyn. S.T.A.R. was founded in 2003 as a high school and then added a middle school in 2007. By 2009, S.T.A.R. was serving students in the entire 6th through 12th grade spectrum. S.T.A.R. includes a college preparatory curriculum beginning in middle school and culminates with college course-taking in high school.

S.T.A.R. Fast Facts¹

Year founded: 2003	Geographic district: 17
Principal: Eric Blake	School number: 543
Grades served: 6-12	Admission code: K14A
Total enrollment: 526	Phone: (718) 564-2540
Partner college: Brooklyn College	Address: 911 Flatbush Ave. Brooklyn, NY 11226
S.T.A.R. Website: http://www.starec.org/	

Student Characteristics: 2016-17 Academic Year

Gender		Other student characteristics	
Female	46%	English Language Learners	1%
Male	54%	Students with an Individual Education Plan	11%
Race/Ethnicity			
Asian	5%		
Black	81%		
Hispanic	12%		
White	1%		
Native Am.	1%		
Other	0%		

Academic Outcomes in High School: 2013-2016 Graduating Cohorts

Figure 1. S.T.A.R. graduation rate vs. citywide high school graduation rate²

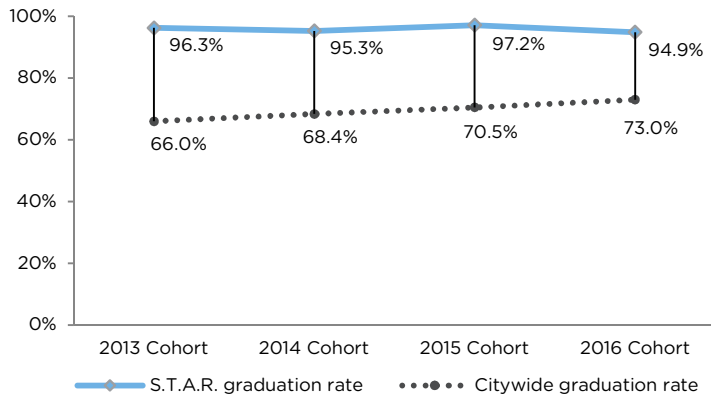
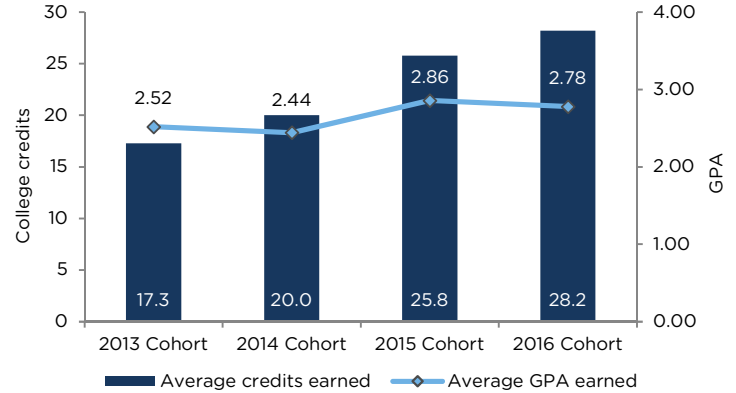


Figure 2. Average college GPA and college credits of graduates



Postsecondary Enrollment and Outcomes: 2013-2016 Graduating Cohorts

Figure 3. S.T.A.R. graduates vs. citywide college 6-month enrollment rate^{2,3,4}

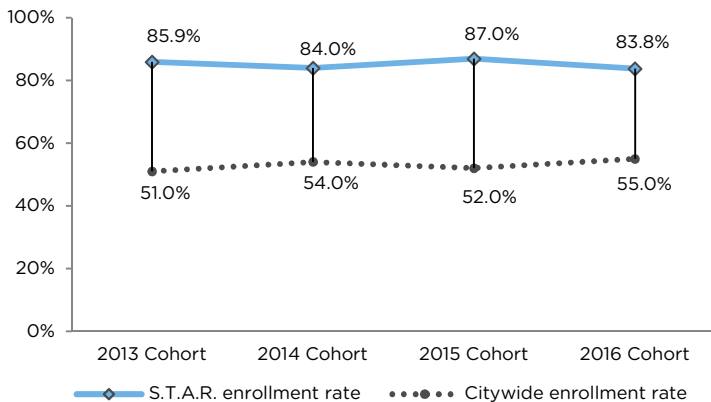
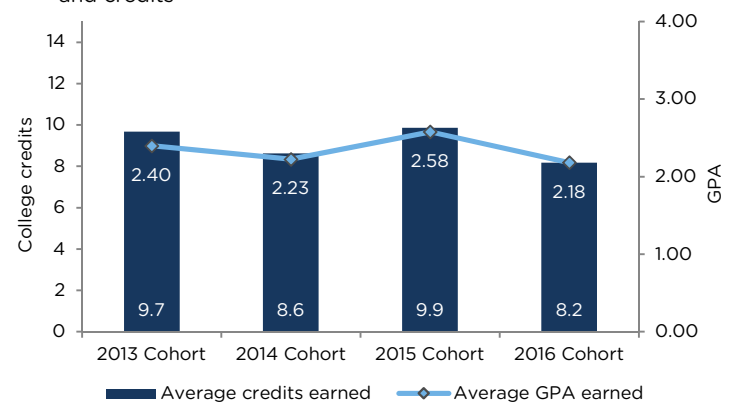


Figure 4. S.T.A.R. graduates' average Fall semester college GPA and credits⁵



¹Fast facts obtained from: <http://schools.nyc.gov/SchoolPortals/17/K543/default.htm>

²Citywide graduation and college enrollment rates obtained from NYC School Quality Reports available online at: <http://schools.nyc.gov/accountability>.

³S.T.A.R. enrollment rate may differ from NYC School Quality Report rate due to the latter's inclusion of public service and vocational school enrollments.

⁴Enrollment rate calculated using both CUNYFirst data as well as National Student Clearinghouse (NSCH) data.

⁵Data gathered only from students who attended CUNY colleges (i.e., not NSCH data) in the Fall semester following graduation from high school.